

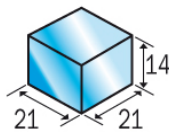



# HOSHIZAKI ICE MACHINES

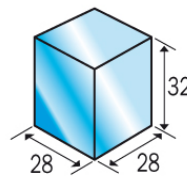
## IM-240DME/XME Series Ice Machine

### Product Features

- Up to 720kg of ice per day
- Exceptionally hard crystal clear cubes that melt slowly
- Unique closed cell water circuit for ultimate contamination protection
- Auto rinse and flush cycle
- Micro computer controller controls ice making process to work at peak performance in any conditions
- Easily accessible and cleanable air filters reduce costly callouts
- Inbuilt safety features – freeze cycle back up timer, defrost back up, low voltage and high amp protector
- Rated to 43°C ambient temperature (Tropical Conditions)
- Durable stainless steel exterior
- 3 year parts & labour warranty on entire unit, 5 year (parts only) on compressor & air cooled condenser coil



Small



Large

*Simply the world's best ice™*





### Product Specifications

Model	Dimensions (W x D x H)	Cooling	Weight	AC Supply Voltage	Refrigerant	Ambient	Water Temp	Water Pressure	Water and Drain Connections
IM-240DME-21	1084 x 800 x 500mm	Air	Net: 91kg Packed: 103kg	220-240V/ 50Hz 10Amps	R404A	1 – 40°C	5 – 35°C	50 – 800kPa	3/4 BSP
IM-240DME-28									
IM-240XME-21	1082 x 800 x 485mm	Air	Net: 91kg Packed: 103kg	220-240V/ 50Hz 10Amps	R404A	1 – 40°C	5 – 35°C	50 – 800kPa	3/4 BSP
IM-240XME-28									

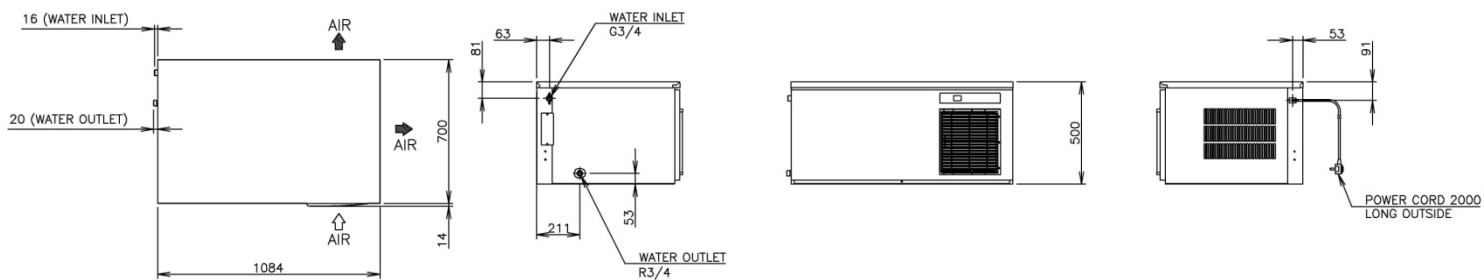
Ask Hoshizaki representative for additional information if required

### Ice Production Specifications

Model	Ice Production per 24 hours (Air / Water)			Ice Production per cycle	Freeze Cycle	Cube Size (mm)	Max Storage
	10°C/10°C	21°C/15°C	32°C/21°C				
IM-240DME-21	217kg	210kg	190kg	1.8kg/360 pcs	16mins	21 x 21 x 14	Select Bin
IM-240DME-28	240kg	230kg	210kg	3kg/140pcs	19mins	28 x 28 x 32	Select Bin
IM-240XME-21	217kg	210kg	190kg	1.8kg/360pcs	16mins	21 x 21 x 14	N/A
IM-240XME-28	240kg	230kg	210kg	3kg/140pcs	19mins	28 x 28 x 32	N/A

Please Note: above are approximate

#### IM-240DME-21/28



#### IM-240XME-21/28

